




GO PURSUIT

170' Mini Supply w/ DP1, Sub L&I, Int'l Service



		
<u>HULL SPECIFICATIONS:</u>	<u>PROPULSION:</u>	<u>CAPACITIES:</u>
<ul style="list-style-type: none"> • Length Overall: 170' • Beam: 36' • Depth: 11'6" • Draft Max: 10' • Clear Deck: 112' x 30.5' 	<ul style="list-style-type: none"> • Main Engines: 2 KTA 38 MO • Total HP: 1,700 HP • Reduction Gears: Twin Disc • Generators: 2 x 316 kW • Bow Thruster: 500 HP, Electric Driven 	<ul style="list-style-type: none"> • Deck Cargo: 405 LT • Potable Water: 4,210 usg • Fuel: 60,498 usg / 132,066 usg* • Ballast Water: 74,493 usg • Liquid Mud: 1,704 bbls • Methanol: N/A <p><i>*Fuel capacity when utilizing liquid mud tanks</i></p>

GlobalSubDive.com

3005 NW 25th Avenue, Pompano Beach, FL 33069

+1 954-299-8181 – Info@GlobalSubDive.com



SUPPLY VESSEL ACCOMMODATIONS:

- **Certify to Carry:** 40
- **Cabins / Berths:** 10 / 24
- **Walk-In Cooler:** Yes
- **Walk-In Freezer:** Yes

<u>ALTERNATE CONFIGURATION:</u> <i>(When Equipped with housing units – Refer to Deck Drawing on Paage ??????)</i>	<u>VESSEL WILL INCLUDE:</u> <i>(In addition to what is normally on the vessel)</i>
<ul style="list-style-type: none"> • 16 Guests in Main Ship • 24 Guests on Deck Quarters Total of guests: 40* <p>*Crew in this configuration would consist of:</p> <ul style="list-style-type: none"> • 2 Masters • 2 Deck / Engineer • 2 Cook • 2 Cabin / Hotel Support 	<ul style="list-style-type: none"> • 2 x 12 Person Sleeper containers – 11’ x 36’ • 1 x Galley / Diner – 11’ x 36’ • 1 x Laundry Pavilion Skid – 6’ x 10’ • 1 x Freezer – 8’ x 10’ • 1 x Reefer – 8’ x 10’ • 1 x Distribution Rack • 2 x Generators 150 kw skidded • 1 x USCG MSD Unit – 1500 gallon • 5 x sewer lift stations • 1 x water manifold • 6 x hoses – 1” x 50’ • Linens for all bunks • Life Jackets for all passengers • Additional Life Rafts • 2 x Cooks • 2 x BR Hands



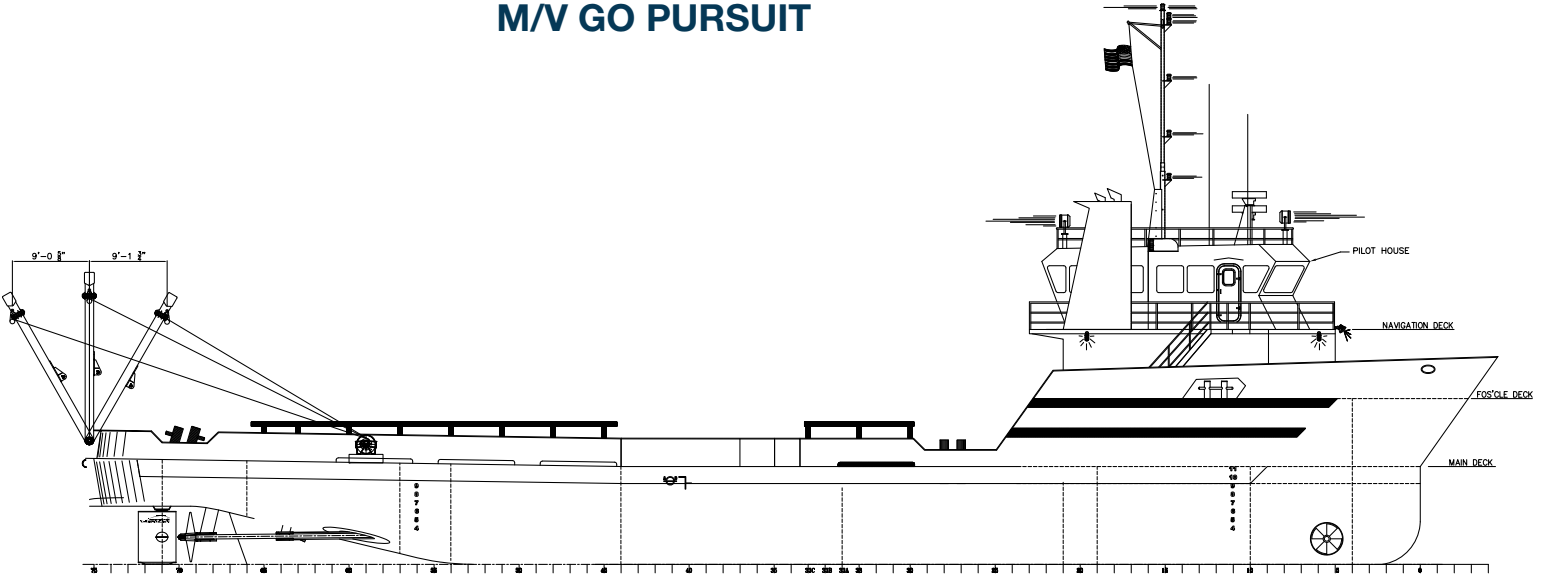
ELECTRONICS:

- **Radars:** Yes x 2
- **Auto Pilot:** MT
- **GPS (Navigation):** Yes
- **Echo Sounder:** Yes
- **VHF Radios:** Yes x 3
- **Dynamic Positioning:** MT/DP-1
- **DP Reference System:** GPS
- **Electronic Plotter:** Yes
- **Sat Communication:** Vsat/Direct TV

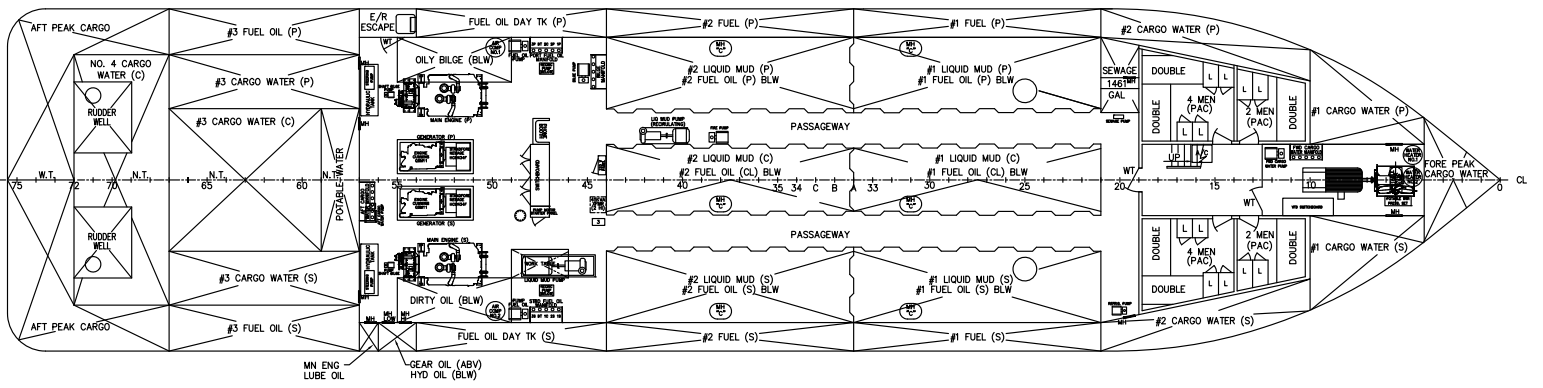
SPECIAL EQUIPMENT:

- **Removable Side Bulwarks:** Yes
- **Removable Stern Bulwarks:** Yes
- **Capable of Zero Discharge:** Yes

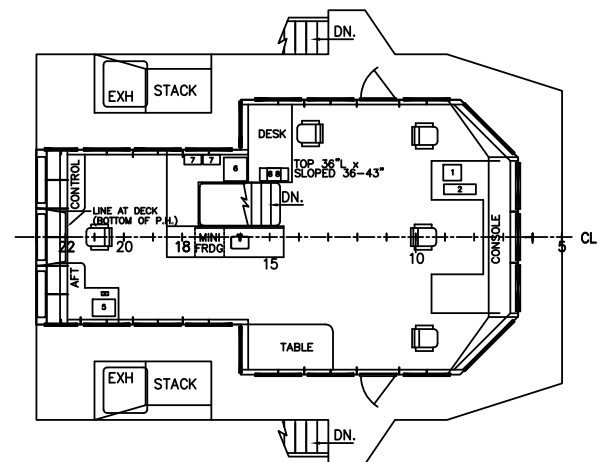
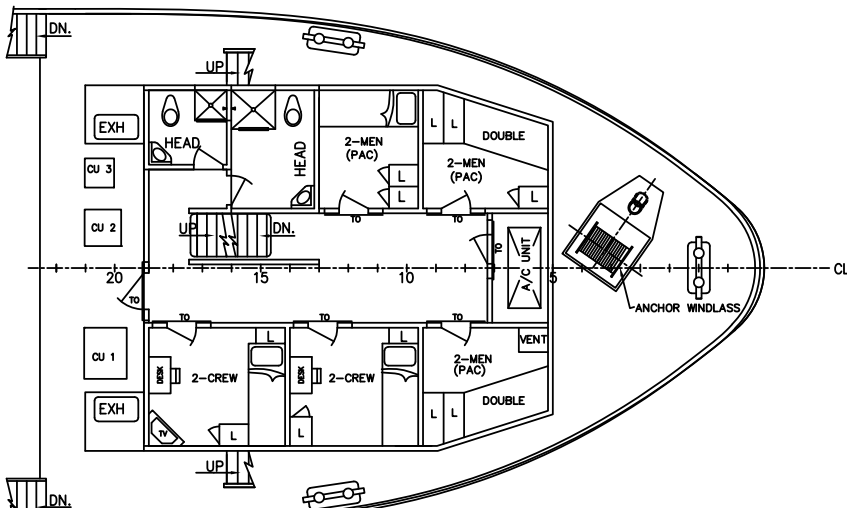
170 CLASS DP-1 SUPPLY VESSEL M/V GO PURSUIT



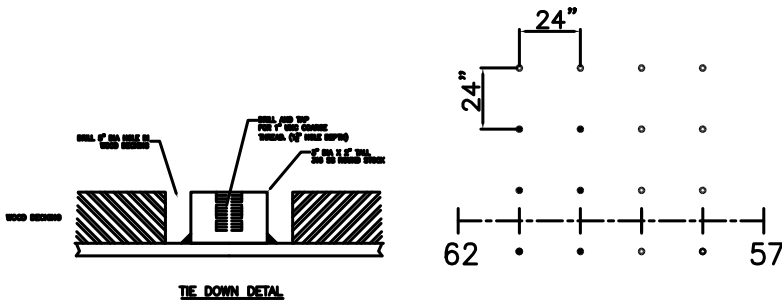
OUTBOARD PROFILE



BELOW MAIN DECK


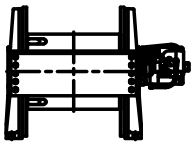
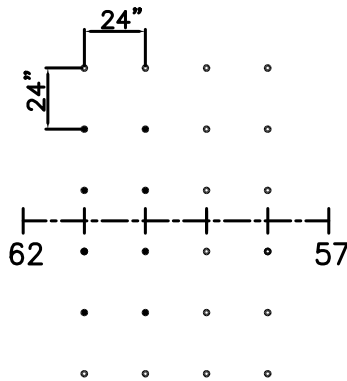


170 CLASS DP-1 SUPPLY VESSEL M/V GO PURSUIT



TIE DOWN DETAIL

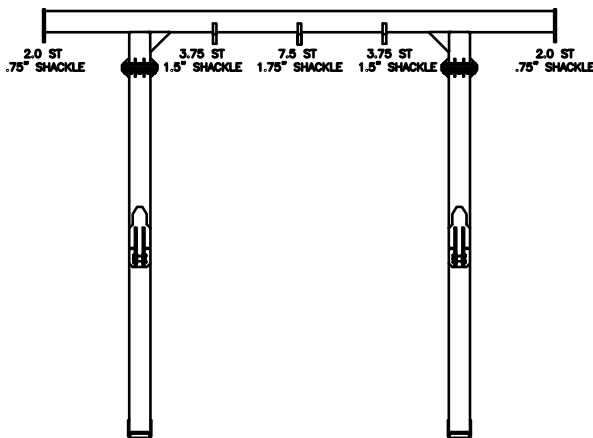
NATO GRID DETAILS
2' X 2' GRID
1" UNC NATIONAL COARSE THREAD



BRADEN CH185-36120-01-1

DECK WINCH DETAILS

- BRADEN CH185-36120-01-1
- 18,500 LB BARE DRUM
- 14,580 LB MID DRUM
- 12,780 LB FULL DRUM
- 1,168 FT OF 3/4" LINE CAPACITY
- 1,561 FT OF 5/8" LINE CAPACITY
- 2,661 FT OF 1/2" LINE CAPACITY
- 34 FPM BARE DRUM 50 FPM FULL DRUM



A-FRAME DETAILS

- 7.5 ST CAPACITY
- 14'-3/4" INSIDE WIDTH
- 24'-2" OUTSIDE WIDTH
- 19'-10" HEIGHT FROM DECK TO PAD-EYES

